



Lime Tree Journal



January 2012 | Volume 5 | Issue 1



HAPPY
NEW
YEARS!
2012





From The Manager's Desk



Dear Residents,

What a year it was.....Lime Tree achieved so many goals last year and I am sure all the residents have noticed a lot of the improvements around the Village. Just recently we saw the last of one of the older Vans in the Village leave us and this is such a positive move as we slowly update the Village.



Denise seen here farewelling the old van.....

John and I have also attended several Courses this year, which have been set down by the Department of Fair Trading and the CCIA which has hopefully made us wiser in the way we approach situations, especially in relation to Occupational, Health and Safety.

David Hoffman met with the Lime Tree Village Residents Association on a few occasions this year and I am sure all the residents have seen the benefits that have come from these meetings.

What a great night was had at the Christmas Party. Beautiful food and great music. I am sure that everyone enjoyed themselves. The only complaint we can make would be to the weatherman. Thank goodness we are fortunate to have a lovely Community Hall that can accommodate us all. A bit different from days gone by when we had a small shelter shed and prayed that it would not rain. Well done Social Committee for all your hard yards.

Winners of the Christmas Hampers were: **Gift Vouchers:** Helen (Site 50), Norm (Site 51) and Iris (Site 19); **Dinner Voucher:** Frank (Site 26); **Hams:** Ron Thorpe X 2 (Site 27), Margo (Site 63), Nola (Site 44), Ron (Site 74a), Margaret (Site 38), Norm (Site 27), Lana (Site 51); **Gift Pack** Margaret (Site 80); **Hamper:** John (Site 9), Bea (Site 28) and Frank (Site 26). Congratulations to all these residents.

It was great to see the residents make the effort to hold a Garage Sale and what a great turn out. There was so much on in Coffs that weekend, and I think a lot of the locals had the same idea and there was something like 30 odd Garage Sales within Coffs that weekend, but our residents did us proud and I am sure got rid of a lot of their treasures.



On behalf of David and Sue, and John and myself, we pray 2012 bring you all good health and lots of happiness.

Until next month

John and Vicky

The Lime Tree Journal is now viewable online at www.hampshirepropertygroup.com.au under the heading of "News". You will be able to view past copies of the Lime Tree Journal and also the other Hampshire Villages newsletters.

Lime Tree RESIDENTS ASSOCIATION

COMMITTEE

CHAIRMAN	RHONDA JOHNSON	0401226122	SITE 66
SECRETARY	CAROL THOMAS	0488521759	SITE 77
TREASURER	DENISE WARD	0266515025	SITE 67
ASSISSTANT CHAIRMAN	REX THOMAS	0488521759	SITE 77
COMMITTEE:	CAROL LEIPPER	(02)66517379	SITE 35
	JOHN WALKER	(02)66522931	SITE 2A
	KEN AMERY	(02)66517306	SITE 7
	MARGI TUMMINS	(02)66509259	SITE 2



SOCIAL COMMITTEE

DENISE WARD
CAROL THOMAS
REX THOMAS
SHIRLEY LOGAN
RHONDA JOHNSON
MARGI TUMMINS



January Birthday Wishes



7 th January	-	Flora – Site 87
8 th January	-	Elvis
11 th January	-	Denise – Site 67
21 st January	-	Shirley – Site 34 and John
23 rd January	-	Bill Owers – Site 10
26 th January	-	Carol Thomas – Site 77
29 th January	-	Fred – Site 15

If there is an occasion that you would like to share please submit details to the office by the 12th of the month.



Resident Profile

Bea O'Brien

We are very fortunate to have Bea move in to Lime Tree Village as our newest resident and hope she will be very happy living in Lime Tree

Bea was born in Marrickville in Sydney and went to School at Newtown until High School where she attended Stanmore High. When she left School she got a job at Coles, after that she worked at a Biscuit Factory and Wynns Chocolate Factory where she met her husband, Lorry. She then went to work at Leonard Normans Tobacco Factory at Woolahra where she worked for a number of years.

Bea married Lorry in 1953 at the St Stephens Church in Newtown and they had three children: Garry, Lorraine and Allan. Bea now has seven grandchildren – Casey, Daniel, Courtney, Michael, Samantha, Sally and Sophia and two great grandchildred – Macy and Zanthé.

Bea and Lorry lived in Seven Hills for 34 years and then moved to North Haven for seven years and in 1994 Lorry became ill and they moved to Coffs Harbour. Lorry sadly passed away in 2002.

One of Beau's main hobbies is bowling, which she has been very successful at.

A very warm welcome.



Recipe of the Month

SWEET AND SOUR MEATBALLS

INGREDIENTS

60g butter
1 clove garlic, crushed
1 small onion, chopped
500g minced beef
1 carrot, grated
1 T light soy sauce
2 teaspoons sugar
1 egg, lightly beaten
2 Tablespoons Oil

SAUCE

3 teaspoons oil
2 cloves garlic, crushed
1 t grated fresh ginger
1 onion, coarsely chopped
1 Stick Celery. Chopped
¼ cup tomato sauce
1 small red pepper, chopped
1 small green pepper, chopped
¼ cup water
440g unsweetened pineapple pieces, drained
¼ cup white vinegar
3 Tablespoons sugar
2 teaspoons light soy sauce
¼ teaspoon sesame oil
2 teaspoons cornflour



Melt butter in frying pan, add garlic and onion, cook until onion is soft; cool. Combine onion mixture with mince, carrot, soy sauce, sugar and egg in a large bowl. Take level tablespoon mixture and roll into balls.

Heat oil in frying pan, add the meatballs in a single layer, cook for about 3 minutes or until well browned; drain. Add meatballs to sauce, bring to boil, reduce heat and simmer, uncovered for about 3 minutes or until heated through.

Sauce – Heat oil in a saucepan, add garlic and ginger, cook over low heat until golden brown; strain oil, disregard garlic and ginger. Return oil to pan, add onion and cook until soft. Stir in vegetables and pineapple and cook for about 3 minutes or until celery is almost tender. Combine remaining ingredients, then stir into vegetable mixture. Bring to boil, boil until sauce thickens.

Serves 4



Lime Tree Christmas Party





Handy Hints

ALUMINIUM FOIL – More great hints.....

- Preserve Steel-Wool Pads – It is frustrating when you use a steel-wool pad once and the next day you find a rusty mess. To prevent rust and get your money's worth, wrap it in foil and place it in the freezer. You can also lengthen the life of your steel-wool soap pads by crumbling up a sheet of foil and placing it under the steel wool in its dish (don't forget to periodically drain off the water that collects at the bottom).
- When using an iron-on patch, place a piece of aluminium foil under the hole so it does not stick to the ironing board.
- To speed up ironing, place a piece of aluminium foil under your ironing board cover. The foil will reflect the heat back through the clothing, smoothing the wrinkles more quickly.
- Create a Sun Box for Plants – A sunny window is a great place for keeping plants that love a lot of light. However, since the light always comes from the same direction, plants tend to bend towards it. To bathe your plants in light from all sides, make a sun box. Remove the top and one side from a cardboard box and line the other three sides and bottom with aluminium foil, shiny side out, taping or gluing it in place. Place the plants in the box and put it near the window.
- Use the juice from tinned fruit to make ice blocks for yourself or grandchildren. They can also be used as an addition to punches
- When sweeping away cobwebs, add a few drops of lemon oil to your broom first. Spiders hate lemon oil and wont return to the spot again.
- When packing away your Christmas lights, thread each set through a couple of empty cardboard rolls to keep them separated. This means you wont need to untangle a big mess next Christmas
- When someone is sick, sad or in need of a pick-me-up, instead of sending flowers, start sending cupcakes. It's so nice to send or receive such a yummy gift.
- Soak new jeans in a solution of hot water and sale. This will prevent them from fading too quickly in the wash.
- Instead of using harsh cleaners on your BBQ or oven, try cleaning with lemon juice and vinegar while its still warm.
- To keep keys safe and easily accessible in your bag, attach them to the side of your bag with a safety pin.
- If you suffer from arthritis, a rubber kitchen glove can come in handy for opening jars.
- When putting a colour through your hair at home, rub Vaseline around your hairline to stop the colour dyeing your skin.
- Use a little Gumption to get rid of tough coffee stains on my mugs and cups. Gumption is also great for getting rid of stains on bench tops.

January 2012

Sun	Mon	Tue	Wed	Thu	Fri	Sat
1	2	3	4	5	6 5.30pm Happy Hour bring own drinks & nibbles	7 2pm Trivia
8	9 2pm Table Tennis	10	11	12	13 5.30pm Happy Hour bring own drinks & nibbles	14 2pm Games Day
15	16 2pm Table Tennis	17	18	19	20 5.30pm Happy Hour bring own drinks & nibbles	21
22	23 2pm Table Tennis	24	25	26	27	28
29	30	31				



LIME TREE JOURNAL

CUTLERS TYREPOWER

Cutlers Tyrepower – Your One Stop Auto Shop.
 Located at 631A Hogbin Drive, Toormina.
 Terry and his staff can perform log book servicing,
 Tyres and all mechanical repairs.
 All under the one Roof.
 They will also pick up and deliver your car
 Back free of charge. They will also give all
 Residents of Lime Tree Village a 5% discount.

JL'S GUTTER GUARD AND GUTTER CLEANING

FROM \$55 FOR A FULL GUTTER
 CLEAN

You can't buy better
 PHONE JOHN: Mobile 0405455760

GREENSHIELDS PRESSURE CLEANING

Driveways * paths * exterior house cleaning*
 brick * roofs * awnings
 Free Quotes – No job too Small
 Ring Brad on (02) 66533629 or 0401052337

M.D.B. CONCRETE RESURFACING

Stencilling
 Painting
 Bring Your Carports/
 Surrounds back to
 looking like new
 Mick: 0427552640

COFFS COAST WINDOW TINTING

Ring Darren Moore –
 Mobile 0408618100

HEALTHY MOBILITY

• Sale & Hire of Health Care Equipment

- braces, walking aids & more
- Dept. Vet. Affairs Approved
- Mobility/Falls Prevention Assessments
- Post Operative Equipment Hire

Cnr Edgar & Mildura Sts
 Coffs Harbour Jetty

Ph: 6652 6001



Bonville Bowen

MASSAGE AND NATURAL THERAPIES



- Bowen Technique
- Remedial Massage
- Swedish Massage
- Ear Candling

Tina Price

A.T.M.S., D.R.M., I.T.E.C., Dip. B.T.A.
 ACCREDITED PRACTITIONER


FUND REBATES
 Phone (02) 6653 5060
 Mobile 0418 228 160

THERAPUTIC MASSAGE REFLEXOLOGY

FRANK CHETCUTI
 UNIT 26 210 PACIFIC HIGHWAY

LIME TREE VILLAGE
 COFFS HARBOUR
 NSW 2450
 66511675
 0427364399

SPECIALISING IN SPORTS INJURIES



A.S.A.P.

PEST MANAGEMENT

6651 6673

“The Terminator Specialist”

A/H 0487 399 211 or A/H 0459 332 764

hair by
Malinda

specialising in

- > colours
- > foils
- > perms
- > formal / wedding
- > hairstyles

Ph 6651 6232

Mobile 0438 056 866

5 jonathan.close • coffs harbour




Clever ideas to make life easier

Why didn't I think of that?! We guarantee you'll be uttering those words more than once at these ingenious little tips, tricks and ideas that solve everyday problems ... some you never knew you had! Hull strawberries easily using a straw).



Rubbing a walnut over scratches in your furniture will disguise dings and scrapes.



Pump up the volume by placing your iPhone / iPod in a bowl – the concave shape amplifies the music



Look up! Use wire to make a space to store gift wrap rolls against the ceiling, rather than cluttering up the floor.



A muffin pan becomes a craft caddy. Magnets hold the plastic cups down to make them tip-resistant.



Microwave your own popcorn in a plain brown paper bag. Much healthier and

Brilliant space-saver: install a tension rod to hang your spray bottles. Genius!



Turn your muffin pan upside down, bake cookie-dough over the top and voila – you have cookie bowls for fruit or ice-cream.



Overhaul your linen cupboard – store bedlinen sets inside one of their own pillowcases and there will be no more hunting through piles for a match.



Add this item to your beach bag. Baby powder gets sand off your skin easily – who knew?!



Remove crayon masterpieces from your TV or computer screen




Attach a velcro strip to the wall to store soft toys.



For those who can't stand the scrunching and bunching: how to perfectly fold a fitted sheet.



Bread tags make the perfect-sized cord labels.



Stop cut apples browning in your child's lunch box by securing with a rubber band.



Re-use a wet-wipes container to store plastic bags




Book Review

All That I Am, is moving and beautifully written, equal parts a love story, thriller and testament to individual heroism.

'When Hitler came to power I was in the bath. The wireless in the living room was turned up loud, but all that drifted down to me were waves of happy cheering, like a football match. It was Monday afternoon . . .'

Ruth Becker, defiant and cantankerous, is living out her days in the eastern suburbs of Sydney. She has made an uneasy peace with the ghosts of her past – and a part of history that has been all but forgotten.



Another lifetime away, it's 1939 and the world is going to war. Ernst Toller, self-doubting revolutionary and poet, sits in a New York hotel room settling up the account of his life.

When Toller's story arrives on Ruth's doorstep their shared past slips under her defences, and she's right back among them – those friends who predicted the brutality of the Nazis and gave everything they had to stop them.

Based on real people and events, *All That I Am* is a masterful and exhilarating exploration of bravery and betrayal, of the risks and sacrifices some people make for their beliefs, and of heroism hidden in the most unexpected places. Anna Funder confirms her place as one of our finest writers with this gripping, compassionate, inspiring first novel.

This book is available at Coffs Library.

Rhonda

FIRE SAFETY - Smoke Alarms in Moveable Dwellings

From the 25th February 2011 it is mandatory for smoke alarms to be installed in all moveable dwellings in NSW in which persons sleep. Moveable dwellings include caravans, campervans, motor homes, rigid annexes, associated structures and other vehicles converted to provide sleeping accommodation. This requirement has been brought about by the NSW government through amendments under the *Environmental Planning and Assessment Further Amendment Regulation 2010*.

However, for the purpose of this law, the requirement for installing smoke alarms does not include moveable dwellings that comprise a tent or structure that has two or more walls and a roof or ceiling primarily constructed of flexible fabric or plastic material.

The law applies irrespective of whether the movable dwelling is capable of being registered under the *Road Transport (Vehicle Registration) Act 1997*. It also applies no matter where the moveable dwelling stands in NSW when being used for sleeping, for example in a caravan park, on private property, on crown land or on the side of the road.

The law applies to new and existing moveable dwellings. It also applies to moveable dwellings travelling through NSW from other states and territories.

The Regulation makes it the responsibility of **the owner of the moveable dwelling** to ensure a functioning smoke alarm is installed in the dwelling. The owner must also maintain the smoke alarm in working order and change batteries where necessary. This has a twofold effect in the caravan park industry. For park owned dwellings, it is the responsibility of the park owner to have a smoke alarm installed and to maintain them in working order. For resident owned dwellings, it is the responsibility of the resident to install smoke alarms and maintain them in working order. Smoke alarms are to be installed on or near the ceiling between that part of the dwelling in which persons sleep and the remainder of the dwelling. The intent is to detect smoke before it reaches the sleeping occupants.

Caravan and recreational vehicle dealers who accept trade in vehicles after 25 February 2011 that do not have a smoke alarm installed at the time of trade in will now be responsible for installing smoke alarms in these vehicles before selling them on to consumers.

Smoke alarms being inappropriately activated from smoke whilst cooking in confined spaces of moveable dwellings has been addressed. The Regulation makes it compulsory that smoke alarms installed in moveable dwellings have a 'hush button' facility to disable any nuisance alarms for a period of time.

Smoke alarms installed in moveable dwellings must comply with Australian Standard AS 3786 *Smoke Alarms* (battery operated or hard wired). Owners of moveable dwellings have the option of fitting battery operated ionisation smoke alarms or photo-electric alarms or having the alarms hard wired and interconnected in the moveable dwelling. For further information on which type of smoke alarm is most suitable for your particular circumstances, contact your local fire brigade.

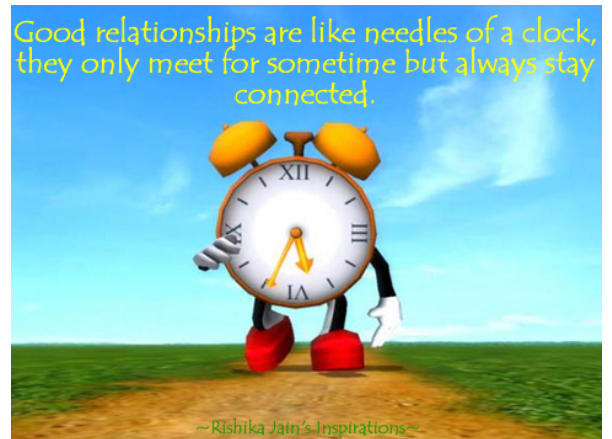
The Regulation will allow the owners of moveable dwellings a 6-month grace period in which to have a functioning smoke alarm installed after the commencement of the Regulation. Penalties will apply for any breaches after the grace period, including on the spot fines of \$200 (maximum penalty \$550 if the matter goes to court).

No action is required to install smoke alarms in moveable dwellings if an existing smoke alarm is already installed. Existing smoke alarms will be considered acceptable but only if they were installed prior to 25 February 2011, are functional and are installed in complying locations.

Further information can be obtained from Fire & Rescue NSW via the information hotline 1800 151 614 or <http://www.fire.nsw.gov.au/news.php?news=1883>



LIME TREE JOURNAL



Exercise for People over 50

Begin by standing on a comfortable surface, where you have plenty of room at each side.

With a 5-lb potato sack in each hand, extend your arms straight out from your sides and hold them there as long as you can. Try to reach a full minute, and then relax. Each day you'll find that you can hold this position for just a bit longer.

After a couple of weeks, move up to 10-lb potato sacks. Then try 50-lb potato sacks and then eventually try to get to where you can lift a 100-lb potato sack in each hand and hold your arms straight for more than a full minute.

After you feel confident at that level, put a potato in each of the sacks.

BE WISE

Smoke detectors are so important in your homes, and it's a good thing too. They are essential in keeping you and your family safe in the event of fire, and unfortunately their worth has been proven many times over in the past, especially in Lime Tree and the tragedy we experienced just recently.

Don't take any chances. Call today and have one of our knowledgeable professionals show you how your smoke detectors can be strategically placed and hardwired into your electrical system, giving your family the best chance of reliable early detection.

Tomorrow could be too late.

I have contacted the local Fire Brigade and we will have them call on the Village early February to check your smoke detectors and those that do not have them installed, will need to purchase one and when they come to check other resident's homes, they can install it for you.

Please let the office know if you would like your name to be placed on the list for the Fire Brigade to check your smoke detector in February.

F U N C O R N E R

1	2	3	4		5	6	7
8					9		
10					11		
			12	13			
14	15	16					
17				18	19	20	21
22				23			
24				25			

Across

- 1. Scoff
- 5. Supply with weapons
- 8. Fiend
- 9. Enemy
- 10. Ripped
- 11. Brew
- 12. Heron
- 14. Free-for-all
- 17. Horse-drawn vehicle
- 18. Part of the eye
- 22. Poem
- 23. Epithet
- 24. Marry
- 25. Sort

Down

- 1. Write briefly or hurriedly
- 2. Self
- 3. Make a mistake
- 4. Regenerate
- 5. A great distance
- 6. Part
- 7. Encounter
- 13. Glisten
- 14. Hilltop
- 15. Travel by horse
- 16. Matured
- 19. Beam
- 20. Mischievous fairy
- 21. Witness

S U D O K U

December Result

5	3	2	4	8	7	9	6	1
8	6	7	3	9	1	4	5	2
4	1	9	5	6	2	7	8	3
1	8	3	7	4	9	6	2	5
9	2	5	1	3	6	8	7	4
6	7	4	2	5	8	3	1	9
3	4	8	6	2	5	1	9	7
7	5	6	9	1	3	2	4	8
2	9	1	8	7	4	5	3	6

	4		7		3		8	
3				2				7
1		2		5		4		3
9		3	6		2	5		8
	2		5		8		3	
7		8	3		1	2		6
2		1		6		8		4
5				8				9
	9		2		7		1	

HELPFUL CONTACT INFORMATION



Office Hours:

Village administration hours are :

Monday to Friday 9am to 12pm

After Hours:

Lime Tree staff are on duty 7 days a week in the event of an emergency only. Please respect their rights to privacy out-of-hours. After-hours boom gate access must be managed between yourself and your visitors.

Resident Accounts:

If you have any queries concerning your account with regard to site fees, electricity and water payments or any other questions about your statement, you should direct your queries to Vicky at the office during office hours or phone Vicky on (02) 6652 1215



THINKING OF SELLING YOUR HOME?

Before you make the decision on who will handle the sale of your home, here's some food for thought.....

We have sold 119 new and pre-loved homes in our village. The combined efforts of various external Real Estate Agents during the same time has resulted in 2 home sold. So, who would you prefer to trust this important role to?

Remember, we actively market our village in major newspapers and on the internet. We exhibit at numerous trade shows and expos during the year. The inquiries that we generate are handled in our on-site sales office and we get results! No one else specializes exclusively in selling homes in our village.



SELLING YOUR HOME AT LIME TREE VILLAGE

If you wish us to act as your agent in selling your home, you will need to sign an agency agreement with us. You may sell your home yourself or through a real estate agent. However, under section 81 (1) of the Residential Parks Act 1998 ("the Act"), you are required to inform us of your intention to offer your home for sale before displaying a "for sale" sign in or on the home.

Before the purchaser of any home signs a site agreement, the Act requires us to make various detailed written disclosures to them regarding the terms and nature of the site agreement and their occupancy. If you are using the services of a real estate agent, we suggest that you ask them to call us to discuss these matters since it may cause problems if the purchaser is not made aware of them until after an agreement on the sale is reached.

We can not unreasonably withhold consent for a purchaser of your home to take over the site. However, the purchaser will need to apply to us before we will agree to enter into a site agreement with them. We will generally need at least 3 working days after receipt of their application to check their character and credit references. We will not consider allowing the purchaser of your home to enter into a site agreement until all amounts you owe have been paid. If it is proposed that we receive payment on settlement of the sale, then the settlement should occur in our office so that we can receive any moneys owing at the time of settlement.



IN THE CASE OF AN EMERGENCY

**Fire, Police,
Ambulance
RING 000**

then phone 6652 1215 and the staff member on duty will assist you.

Contact Vicky at the office on
(02) 66521215, Mobile 0421 645 348 or
Email
vicky@hampshirepropertygroup.com.au